

SPACE

DIRECTIONS: Step 1

Look under each box for directions on whether you should draw part of the landscape in the foreground, middleground or background.


Step 2

Then add people. Remember size and placement.


Step 3

In the last box, combine all 3 drawings into 1 complete picture.


* If you don't understand, look on the back for a clue . . .BUT DON'T COPY !!!




BACKGROUND



MIDDLEGROUND



FOREGROUND



TOTAL PICTURE

